

DECEMBER 2022

ECONOMIC IMPACT REPORT

KINGMAN MUNICIPAL AIRPORT & INDUSTRIAL PARK



PREPARED FOR

City of Kingman, Arizona

PREPARED BY

Ryan Jones, REDC Economist

Executive Summary

The Kingman Municipal Airport and Industrial Park have room to grow. The Airport and Industrial Park includes approximately 4,100 acres in the northeast part of the city, east of Andy Devine Avenue. The airport has two paved runways, including a 6,827' primary runway complimented by a 6,725' intersecting crosswind runway. While currently untowered, the airport boasts a vintage army control tower. The Kingman Municipal Airport (KIGM) can accommodate all types of general aviation aircraft, from single-engine Cessnas to large corporate jets. The facility is home to 93 based aircraft, along with more than 232 aircraft in storage. There are also eight on-airport businesses, including a restaurant, air medical services, aircraft repair, refurbishment, specialty and maintenance services, and county and federal government aviation operations.



The fully developed Kingman Industrial Park is located adjacent to the airport and is a significant employment center for the region, with 73 businesses and nearly 2,700 employees.

- The Kingman Municipal Airport and Industrial Park combined created a total economic impact of \$750.9 million in Kingman and Mohave County in FY22. This includes results from airport administration, on-airport businesses, the short-line railroad, and businesses in the Industrial Park.

- The 73 businesses at the Industrial Park create direct impacts of \$550.2 million per year, effectively the combined local production value of these companies. The 2,673 employees working in the Industrial Park make up almost a quarter of the city's employment base.
- The Industrial Park businesses support an additional \$180.0 million in economic impacts and approximately 1,070 jobs at other companies in the county through their local spending. This results in a total annual economic impact of \$730.2 million from the Industrial Park.
- There are about 89 full-time equivalent employees working at the Kingman Municipal Airport, resulting in a direct impact of \$2.7 million per year.
- The on-airport businesses make local purchases, creating an indirect economic impact of \$1.8 million per year, contributing to the total economic impact. This amount *excludes* the roughly \$7 million that on-site businesses and the city spend locally to support operations.
- Employees at the airport also make local consumer purchases generating an additional \$3.5 million in annual induced impacts in Mohave County. These local employee purchases also contribute to the total economic impact, estimated at \$17.8 million per year. If we include city government spending, the real impact is closer to \$30 million.



Introduction

This economic and revenue impact analysis of the Kingman Municipal Airport and Industrial Park is intended to provide a framework for understanding the benefits that the airport and industrial park generate for the City of Kingman and Mohave County as a whole. The impacts include operations of the airport and the businesses within the Industrial Park. The results are based on actual airport operations data for the past three years and data on estimated employment at industrial park businesses, as provided by the Kingman airport general manager and economic development director.



The Kingman Army Airfield was built during World War II as an Army Air Force training field and was one of the country's largest aerial gunnery training bases. Following World War II, the airport was converted to a storage and reclamation site for more than 5,500 military aircraft. The airport was returned to civilian use in 1949 and began operations as a regional airport.

The Kingman Municipal Airport includes a terminal building, executive hangars, T-hangars, covered shade spaces, and open tie-down spaces. The Kingman Airport Cafe is located at the airport and is open seven days a week. Air'Zona Aircraft Services, Inc. is the fixed base operator (FBO) that offers fuel, a pilot's lounge, and maintenance services. Kingman Airline Services is an extensive on-site airliner refurbishment, storage, and parts distribution business.



There are eight on-airport businesses, including air medical services, two air cargo services, aircraft storage facilities, and repair and maintenance service companies. Additionally, several government organizations operate at the airport, including the Bureau of Land Management and the Mohave County Sheriff. On-site aviation businesses at the Kingman Municipal Airport utilize approximately 158,000 of the total 245,000 square feet of hangar space. Many of these aviation businesses conduct business nationally and internationally from their location in Kingman. The airport has five executive hangars, 39 T-hangars, ten shade ports, five private hangars, and three portable hangars.

In addition to 93 based aircraft, and 14,000 local general aviation operations in FY22, the airport had 12,000 itinerant operations in FY22, of which 4 percent were non-local. These non-local operations brought an estimated 1,000 day-trip and overnight visitors to Kingman in the past year, assuming an average of 2.1 persons per operation.

Table 1: Airport Profile & Flight Activity

	FY22
Air Taxi Service Operations	1,100
General Aviation Activity	
Local Operations	14,000
Itinerant Operations	12,000
Percent Transient Operations	4%
Military Operations	20
Total Based Aircraft	93

Table 2: Kingman Airport Business and Government Operations

Company Name	Type of Business	Employees
Kingman Airport Café	Restaurant	9
Guardian Air	Air Medical Services	12
Ameriflight	Cargo Services	1
Care Flight	Air Medical Services	14
Kingman Airline Services, Inc.	Aircraft Storage & Maintenance	27
Alpha-Zulu Composites, LLC	Aircraft Repair	3
Air'Zona Aircraft Services, Inc.	Aircraft Repairs and Fuel Sales	5
Straube's Aircraft Services, Inc.	Aircraft Painting	18
<i>Mohave County Sherriff (Public)</i>	<i>Law Enforcement</i>	<i>1*</i>
<i>Bureau of Land Management (Public)</i>	<i>Federal Government</i>	<i>1*</i>
Total Airport Private Employment		89

* Not included in total

Note: The figures in this chart are total employment counts. The 'full-time equivalent' (FTE) employment count is approximately 82. By adding the 7 FTE city airport employees, the total FTE then rises to 89, coincidentally.

The City of Kingman is working to promote the value of the airport and further increase the level of general aviation activity, allowing the airport to serve as a catalyst for future economic development. This includes leveraging the capabilities at the airport to attract additional visitors to the community and region and continuing to attract new and expanding businesses to the Industrial Park.

Economic Impacts

The economic benefits to the City of Kingman and Mohave County from the Kingman Municipal Airport and Industrial Park include airport administration and on-airport businesses, as well as the operational impacts of the many different types of companies located in the Industrial Park. Economic impacts measure the effects of economic stimuli or expenditures in the local economy. These impacts include direct, indirect, and induced jobs, labor income, and output generated by the airport and industrial park. Indirect and induced impacts are the result of the multiplier effect and capture supported supplier and consumer businesses and their employees in the City of Kingman and throughout the county that benefit from the airport.

Airport Operations

The Kingman Municipal Airport supports the aviation needs of area businesses and a broad spectrum of aviation activities. Aviation activities include recreational flying, medical aviation, corporate planes, airliner storage reclamation and parts sales, specialized aviation maintenance and repair services, and transient military operations. The airport also enhances the community by providing a gateway for visitors and a venue for community events, including the Kingman Airfest Fly-In and Open House.



Table 3: Principal Activities at the Kingman Municipal Airport

Aviation Activities

- General and Recreational Flying
- Freight/ Cargo Activity
- Corporate/ Business Activity
- Emergency Medical Aviation
- Law Enforcement & Military Activity
- Aircraft Storage Reclamation

Community Activities

- Gateway for High Profile Visitors
- Staging Area for Community Events
- Location for Community Facilities

The economic impacts presented here are grouped into direct, indirect, and induced impacts. Direct impacts include the operations of the airport, on-airport businesses, and Industrial Park businesses. Indirect and induced impacts include local vendor purchases made by these businesses and spending by their employees. In turn, these local businesses and their employees make additional purchases that are captured in the total impact estimates. The total impacts are the sum of the direct impacts at Kingman Municipal Airport and Industrial Park and the indirect and induced impacts created by other local businesses and their employees in the City of Kingman and Mohave County.

These indirect and induced impacts are called multiplier effects. Multiplier effects are a way of representing the larger effects on the local economy. The multiplier effects translate an increase in direct output (loosely defined as gross sales) into a corresponding total increase in jobs, labor income, and output. In essence, the multiplier effect represents the recycling of local spending. This recycling process creates new business opportunities. The multipliers used in this analysis are from IMPLAN, a national vendor of economic impact software, and are specific to the economic base of Mohave County. Industry-specific multipliers were used for each type of business represented here.

Direct Impacts of the Airport

The Kingman Airport employs seven city staff, and the eight on-airport businesses employ an estimated 82 FTE workers with a combined payroll of \$6.1 million per year. This employment and payroll generate a direct output impact of \$12.6 million per year, which is primarily attributable to the operations of on-airport businesses.

Table 4: Airport Operations Impacts

	Jobs	Labor Income	Output
Direct Impact			
Airport Operations	7	\$452,602	\$605,519
On-Airport Businesses	82	\$5,690,549	\$11,946,351
Indirect Impacts in Kingman			
Airport Operations	1	\$49,707	\$133,475
On-Airport Businesses	11	\$473,641	\$1,645,987
Induced Impacts in Kingman			
Airport Operations	2	\$77,076	\$264,632
On-Airport Businesses	20	\$938,133	\$3,219,714
Total Airport Employment	123	\$7,681,708	\$17,815,677

Local Vendor Purchases

The next component of the airport's economic impact comes from local vendor purchases. The city spends an estimated \$741,000 locally on behalf of the airport for contractual services, professional services, materials and equipment, utilities, insurance, advertising, training, and other local purchases. On-airport businesses make additional purchases, a portion of which are local. These vendor purchases by on-airport businesses are estimated using economic multipliers. Local supplier purchases estimated at \$6.7 million generate indirect economic impacts in Kingman and throughout Mohave County. There are additional vendor purchases outside Mohave County that are not included here.

Employee Spending

In addition to vendor purchases, the Kingman Municipal Airport creates economic impacts by its employees and payroll. A portion of that employee payroll is spent at local establishments by workers living in the Kingman area, supporting other local businesses. The total annual payroll for FY22 for employees working at the airport, including city staff and other on-airport businesses, is estimated at \$6.1 million.

To calculate the impact of employee spending, information on household spending patterns by income level was extracted from the IMPLAN model. These household consumption functions account for the wide range of products and services that a typical household purchases. Local spending by the employees at the airport, including on-airport businesses and city staff, is estimated to be \$3.5 million per year, directly and indirectly supporting about 22 jobs and \$1.0 million in labor income at local businesses in Kingman and throughout Mohave County.


Summary of Airport Impacts

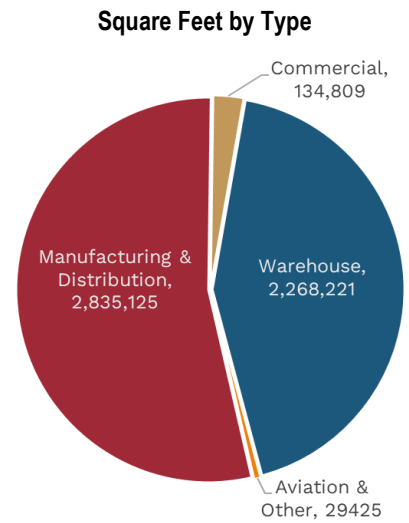
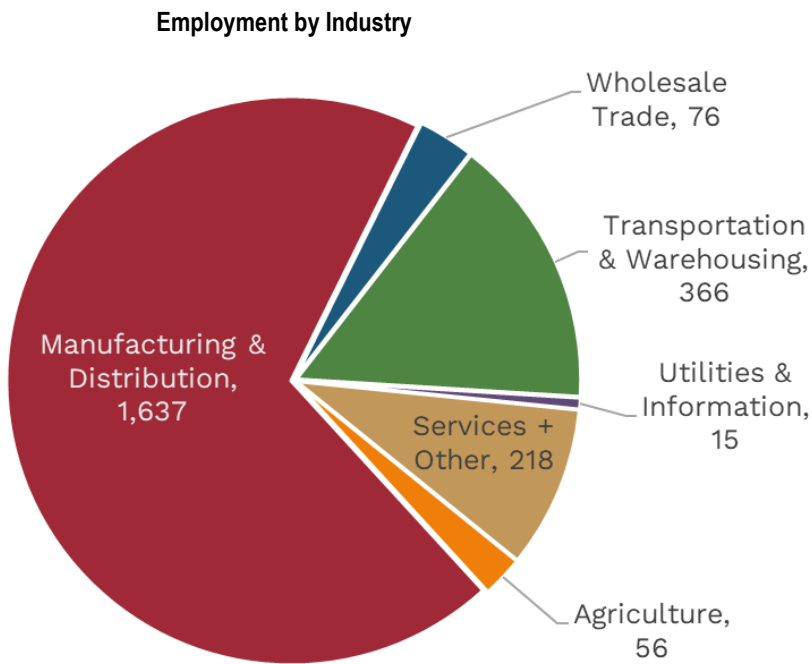
The city and on-airport businesses directly employ about 89 FTE workers, with a payroll of \$6.1 million. Through indirect and induced spending, supported approximately 34 additional jobs and \$1.5 million in annual labor income at other local businesses in the Kingman and throughout the county. The airport created a total economic (output) impact of \$17.8 million in Mohave County in FY22, including the direct effects of on-airport businesses and airport administration and the indirect and induced impacts of local vendor purchases and employee spending.

Industrial Park Impacts

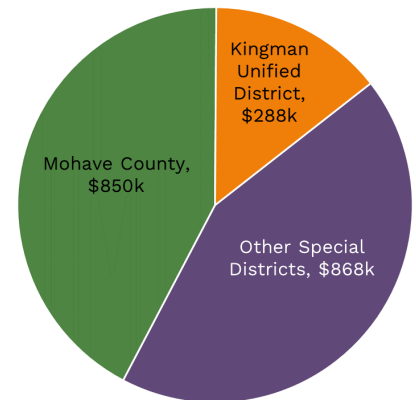
The Kingman Industrial Park includes 1,100 acres and is home to an impressive array of businesses ranging from manufacturing and warehousing to retail and services. There are currently 73 businesses operating in the Industrial Park, representing an estimated 2,673 employees. These businesses occupy nearly 5.3 million square feet of building space, representing over \$150 million in assessed value and \$2.0 million in annual property taxes. The Industrial Park offers an ideal location for manufacturing and distribution industries with access to Interstate 40 and Highway 93 and rail-served sites. Superior market access connects local manufacturers to suppliers and customers throughout the West Coast. Mohave County also offers an experienced manufacturing workforce and competitive business operating costs.

By the Numbers: Kingman Industrial Park





2022 Property Taxes by Jurisdiction



Direct Impacts of Industrial Park Businesses

The 73 businesses in the Industrial Park employ an estimated 2,586 people (2,391 FTE workers) with a payroll of \$104.8 million per year. This creates a direct output impact of \$550.2 million per year, representing the value of these businesses products and services. Table 6 details the direct and total effects of the Industrial Park by the industry sector. Manufacturers generate about 70 percent of the impacts from the Industrial Park.

The impacts shown in Table 6 include the Kingman Terminal Railroad (“KGTR”), which is the short-line railroad operating in the Industrial Park. KGTR operates over 3 track miles in the Kingman Airport & Industrial Park and serves the interchanges with Class I carrier Burlington Northern Santa Fe (BNSF). There are more than 100 trains daily on the BNSF track through Kingman.

Table 6: Industrial Park Impacts

Company Name	Direct Impacts			Total Impacts		
	Jobs	Labor Income	Output	Jobs	Labor Income	Output
Agriculture	56	\$5,429,954	\$7,586,805	86	\$6,851,851	\$12,110,787
Manufacturing & Distribution	1,637	\$87,603,364	\$437,382,195	2,343	\$120,289,345	\$561,296,107
Wholesale Trade	76	\$6,103,732	\$34,647,537	162	\$9,739,300	\$47,272,173
Transportation & Warehousing	366	\$13,610,362	\$40,403,321	521	\$20,302,421	\$64,763,828
Utilities & Information	15	\$931,656	\$5,978,181	27	\$1,440,185	\$7,898,945
Services + Other	218	\$13,366,810	\$22,414,871	293	\$16,542,382	\$33,923,230
Total Airport Employment	2,368	\$127,045,877	\$548,412,910	3,432	\$175,165,485	\$727,265,070

Local Vendor Purchases and Employee Purchases

Businesses in the Industrial Park purchase various goods and services to support their operations, some of which are local. These local vendor purchases by Industrial Park businesses are estimated using economic multipliers specific to each of the types of industries represented here.

In addition to impacts from vendor purchases, a portion of employee payroll is spent at local establishments by employees that live in the Kingman area. The combination of local vendor purchases and employee spending supports an estimated 1,070 local jobs and \$180.0 million in annual indirect and induced impacts in the county related to the Industrial Park. These are included in the total impacts in Table 6.

Summary of Industrial Park Impacts

The Industrial Park created a total economic (output) impact of \$730.2 million in Mohave County in FY22, including the direct effects of the 73 businesses in the park plus the indirect and induced impacts of local vendor purchases and employee spending. In total, the Industrial Park, directly and indirectly, supports nearly 3,500 jobs and \$176.0 million of payroll in the Kingman area each year, creating a powerful economic engine for the community and the region.

The Kingman Municipal Airport and Industrial Park are critical components of Kingman’s economic base, not only in terms of transportation accessibility and gateway to the community but also as an economic development engine, supporting thousands of local jobs and millions of dollars in annual payroll. The economic impacts of the businesses at the Airport and the Industrial Park support business activity throughout the region and have the capacity to support expanded business activity in the future.



For additional information about the City of Kingman or the Kingman Industrial Park and Airport, please contact:

Bennett Bratley
Economic Development Manager, City of Kingman
bbratley@cityofkingman.gov
928-565-1416

Doug Breckenridge
General Manager, City of Kingman Municipal Airport
dbreckenridge@cityofkingman.gov
928-565-1420

IMPLAN Output for ALL Kingman MAIP

Impact Results Overview

Dollar Year is 2022 Run ID is 261405

Economic Indicators by Impact

Impact	Employment	Labor Income	Value Added	Output
1 - Direct	2,494.10	\$134,653,083.04	\$200,183,031.78	\$564,624,061.75
2 - Indirect	583.52	\$25,749,791.64	\$44,169,318.13	\$102,396,097.88
3 - Induced	526.83	\$24,424,761.24	\$46,784,323.57	\$83,830,844.09
Totals	3,604.46	\$184,827,635.92	\$291,136,673.48	\$750,851,003.71

Tax Results

Impact	Sub County General	Sub County Special Districts	County	State	Federal	Total
1 - Direct	\$1,178,131.84	\$1,589,825.02	\$1,053,570.54	\$6,584,580.62	\$31,820,497.40	\$42,226,605.42
2 - Indirect	\$1,000,720.99	\$1,317,762.36	\$874,165.05	\$4,143,531.92	\$4,931,194.67	\$12,267,374.99
3 - Induced	\$861,455.09	\$1,135,122.47	\$752,989.79	\$3,631,405.68	\$5,074,451.47	\$11,455,424.50
Totals	\$3,040,307.92	\$4,042,709.85	\$2,680,725.37	\$14,359,518.22	\$41,826,143.55	\$65,949,404.91

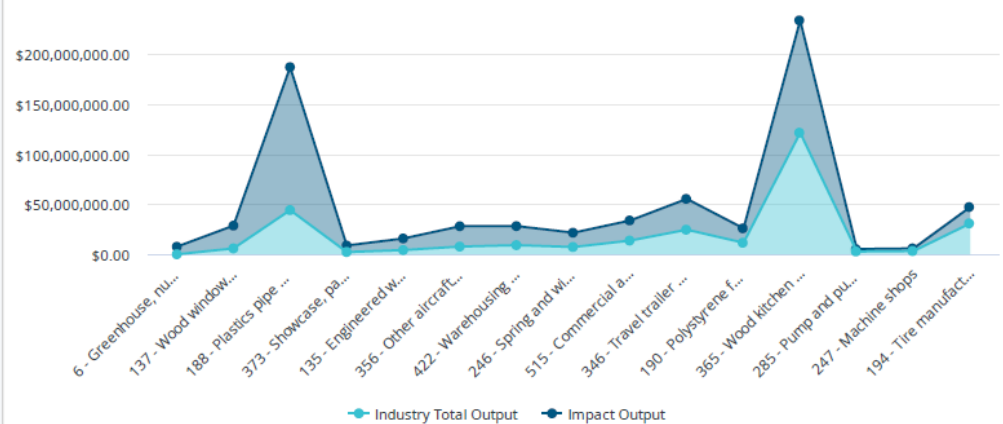
Direct Leakages

Institutional Commodity Sales	Margin	Imports to Region
N/A	N/A	N/A

Industries by Estimated Growth Percentage

	Display Code	Display Description	Industry Total Output	Impact Output	Estimated Growth Percentage
1	6	Greenhouse, nursery, ...	\$193,052.88	\$7,587,141.59	3930.08%
2	137	Wood windows and do...	\$6,078,437.30	\$22,742,452.15	374.15%
3	188	Plastics pipe and pipe ...	\$44,353,192.91	\$142,874,353.22	322.13%
4	373	Showcase, partition, s...	\$2,451,857.96	\$6,562,125.89	267.64%
5	135	Engineered wood me...	\$4,447,902.45	\$11,562,708.14	259.96%
6	356	Other aircraft parts an...	\$7,932,180.91	\$20,306,139.25	256.00%
7	422	Warehousing and stor...	\$9,356,896.79	\$19,024,370.85	203.32%
8	246	Spring and wire produ...	\$7,493,484.88	\$14,278,594.27	190.55%
9	515	Commercial and indus...	\$13,917,143.47	\$20,063,969.64	144.17%
10	346	Travel trailer and cam...	\$24,797,673.16	\$30,782,714.45	124.14%
11	190	Polystyrene foam pro...	\$11,737,723.33	\$14,392,565.00	122.62%
12	365	Wood kitchen cabinet ...	\$121,673,870.39	\$112,266,832.65	92.27%
13	285	Pump and pumping eq...	\$2,983,622.47	\$2,448,603.28	82.07%
14	247	Machine shops	\$3,466,358.81	\$2,651,009.61	76.48%
15	194	Tire manufacturing	\$31,053,219.64	\$16,359,293.88	52.68%
16	202	Glass product manufa...	\$24,206,351.18	\$7,889,850.20	32.59%
17	392	Wholesale - Motor veh...	\$98,626,627.76	\$31,015,494.66	31.45%
18	355	Aircraft engine and en...	\$9,370,529.88	\$2,934,538.90	31.32%
19	193	Other plastics product...	\$94,222,434.52	\$29,256,940.92	31.05%
20	354	Aircraft manufacturing	\$8,347,890.24	\$2,460,394.21	29.47%
21	420	Scenic and sightseein...	\$28,334,052.19	\$5,479,593.51	19.34%
22	417	Truck transportation	\$155,223,964.05	\$25,713,827.54	16.57%

Top 15 Industries by Estimated Growth Percentage



IMPLAN Output for just Kingman Industrial Park

Impact Results Overview

Dollar Year is 2022 Run ID is 261273

Economic Indicators by Impact

Impact	Employment	Labor Income	Value Added	Output
1 - Direct	2,391.00	\$127,636,994.32	\$192,359,556.52	\$550,168,082.57
2 - Indirect	568.83	\$25,132,983.41	\$43,254,541.42	\$100,202,149.52
3 - Induced	501.77	\$23,262,657.67	\$44,558,474.05	\$79,842,402.42
Totals	3,461.60	\$176,032,635.40	\$280,172,571.99	\$730,212,634.52

Tax Results

Impact	Sub County General	Sub County Special Districts	County	State	Federal	Total
1 - Direct	\$1,167,364.84	\$1,573,147.52	\$1,042,577.49	\$6,442,233.30	\$30,175,586.84	\$40,400,910.00
2 - Indirect	\$985,779.61	\$1,297,998.45	\$861,056.87	\$4,078,084.16	\$4,805,056.11	\$12,027,975.19
3 - Induced	\$820,469.74	\$1,081,116.86	\$717,164.87	\$3,458,634.34	\$4,833,015.34	\$10,910,401.15
Totals	\$2,973,614.18	\$3,952,262.83	\$2,620,799.23	\$13,978,951.80	\$39,813,658.30	\$63,339,286.34

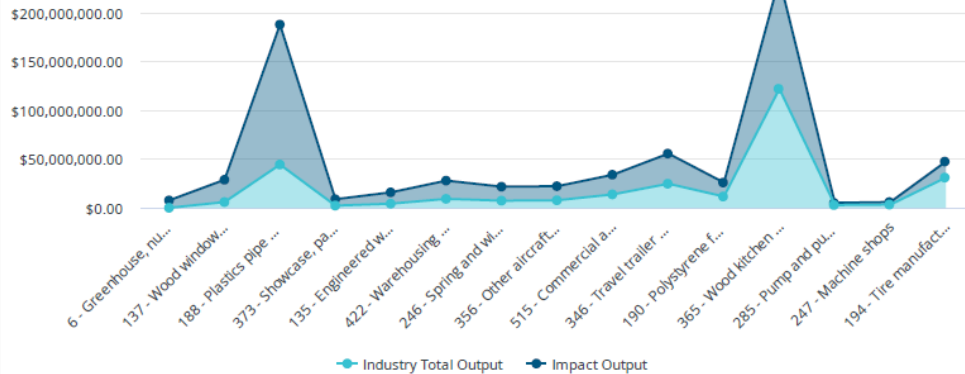
Direct Leakages

Institutional Commodity Sales	Margin	Imports to Region
N/A	N/A	N/A

Industries by Estimated Growth Percentage

	Display Code	Display Description	Industry Total Output	Impact Output	Estimated Growth Percentage
1	6	Greenhouse, nursery, ...	\$193,052.88	\$7,587,139.31	3930.08%
2	137	Wood windows and do...	\$6,078,437.30	\$22,742,087.52	374.14%
3	188	Plastics pipe and pipe ...	\$44,353,192.91	\$142,874,262.45	322.13%
4	373	Showcase, partition, s...	\$2,451,857.96	\$6,562,121.99	267.64%
5	135	Engineered wood me...	\$4,447,902.45	\$11,562,705.32	259.96%
6	422	Warehousing and stor...	\$9,356,896.79	\$18,615,907.03	198.95%
7	246	Spring and wire produ...	\$7,493,484.88	\$14,277,935.07	190.54%
8	356	Other aircraft parts an...	\$7,932,180.91	\$14,349,772.50	180.91%
9	515	Commercial and indus...	\$13,917,143.47	\$20,068,307.92	144.20%
10	346	Travel trailer and cam...	\$24,797,673.16	\$30,782,490.68	124.13%
11	190	Polystyrene foam pro...	\$11,737,723.33	\$14,248,570.05	121.39%
12	365	Wood kitchen cabinet ...	\$121,673,870.39	\$112,297,615.63	92.29%
13	285	Pump and pumping eq...	\$2,983,622.47	\$2,285,363.80	76.60%
14	247	Machine shops	\$3,466,358.81	\$2,650,950.27	76.48%
15	194	Tire manufacturing	\$31,053,219.64	\$16,359,162.20	52.68%
16	202	Glass product manufa...	\$24,206,351.18	\$7,889,660.07	32.59%
17	355	Aircraft engine and en...	\$9,370,529.88	\$3,032,219.29	32.36%
18	392	Wholesale - Motor veh...	\$98,626,627.76	\$30,984,244.08	31.42%
19	193	Other plastics product...	\$94,222,434.52	\$29,255,123.12	31.05%
20	354	Aircraft manufacturing	\$8,347,890.24	\$2,263,546.22	27.12%
21	142	Prefabricated wood b...	\$14,029,023.94	\$2,316,333.38	16.51%
22	417	Truck transportation	\$155,223,964.05	\$25,566,738.68	16.47%

Top 15 Industries by Estimated Growth Percentage



IMPLAN Output for Kingman Municipal Airport, including City employees

Impact Results Overview

Dollar Year is 2022 Run ID is 261379

Economic Indicators by Impact

Impact	Employment	Labor Income	Value Added	Output
1 - Direct	89.00	\$6,143,150.48	\$6,729,534.04	\$12,551,869.96
2 - Indirect	12.22	\$523,348.18	\$756,194.09	\$1,779,461.86
3 - Induced	21.90	\$1,015,209.00	\$1,944,535.13	\$3,484,345.51
Totals	123.12	\$7,681,707.67	\$9,430,263.26	\$17,815,677.33

Tax Results

Impact	Sub County General	Sub County Special Districts	County	State	Federal	Total
1 - Direct	\$11,258.69	\$16,997.40	\$11,214.43	\$130,698.77	\$1,431,563.19	\$1,601,732.46
2 - Indirect	\$12,206.73	\$16,153.71	\$10,713.56	\$53,666.75	\$107,338.47	\$200,079.22
3 - Induced	\$35,805.34	\$47,180.00	\$31,297.12	\$150,935.19	\$210,918.03	\$476,135.68
Totals	\$59,270.76	\$80,331.11	\$53,225.11	\$335,300.70	\$1,749,819.68	\$2,277,947.37

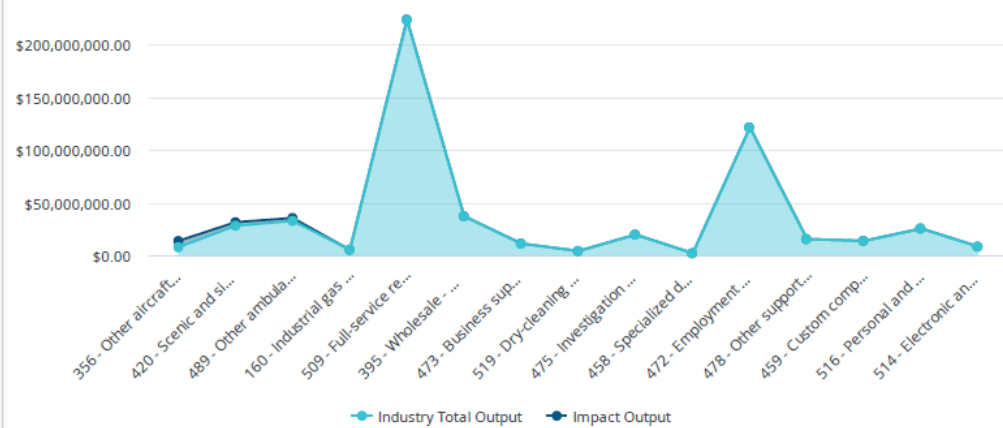
Direct Leakages

Institutional Commodity Sales	Margin	Imports to Region
N/A		N/A

Industries by Estimated Growth Percentage

	Display Code	Display Description	Industry Total Output	Impact Output	Estimated Growth Percentage
1	356	Other aircraft parts an...	\$7,932,180.91	\$6,001,478.27	75.66%
2	420	Scenic and sightseein...	\$28,334,052.19	\$3,420,394.31	12.07%
3	489	Other ambulatory hea...	\$32,903,568.57	\$2,829,084.61	8.60%
4	160	Industrial gas manufa...	\$5,514,780.53	\$26,018.34	.47%
5	509	Full-service restauran...	\$223,438,503.92	\$605,088.39	.27%
6	395	Wholesale - Machiner...	\$37,370,888.44	\$62,098.29	.17%
7	473	Business support serv...	\$11,450,697.90	\$16,579.32	.14%
8	519	Dry-cleaning and laun...	\$4,346,419.88	\$6,131.45	.14%
9	475	Investigation and secu...	\$19,931,178.15	\$26,648.98	.13%
10	458	Specialized design ser...	\$2,259,777.24	\$2,953.54	.13%
11	472	Employment services	\$121,569,718.07	\$140,497.79	.12%
12	478	Other support services	\$15,677,945.18	\$16,985.33	.11%
13	459	Custom computer pro...	\$14,021,318.46	\$14,216.53	.10%
14	516	Personal and househo...	\$25,696,479.15	\$25,225.38	.10%
15	514	Electronic and preci...	\$8,487,911.18	\$8,286.26	.10%
16	526	Postal service	\$22,312,727.47	\$21,140.49	.09%
17	515	Commercial and indus...	\$13,917,143.47	\$12,937.34	.09%
18	487	Medical and diagnosti...	\$12,629,006.30	\$11,603.52	.09%
19	445	Insurance agencies, b...	\$93,000,645.72	\$83,067.81	.09%
20	417	Truck transportation	\$155,223,964.05	\$132,279.62	.09%
21	476	Services to buildings	\$60,714,693.33	\$51,098.47	.08%
22	451	General and consume...	\$30,744,261.85	\$25,132.28	.08%

Top 15 Industries by Estimated Growth Percentage



IMPLAN Output for just City employees at the Kingman Municipal Airport

Impact Results Overview

Dollar Year is 2022 Run ID is 261384

Economic Indicators by Impact

Impact	Employment	Labor Income	Value Added	Output
1 - Direct	7.00	\$452,601.69	\$404,673.40	\$605,518.97
2 - Indirect	1.02	\$49,707.19	\$64,265.37	\$133,475.11
3 - Induced	1.66	\$77,076.14	\$147,699.57	\$264,631.57
Totals	9.68	\$579,385.02	\$616,638.34	\$1,003,625.65

Tax Results

Impact	Sub County General	Sub County Special Districts	County	State	Federal	Total
1 - Direct	\$1,958.51	\$2,729.81	\$1,806.56	\$13,332.76	\$98,940.12	\$118,767.76
2 - Indirect	\$977.22	\$1,296.07	\$859.51	\$4,378.85	\$10,283.84	\$17,795.50
3 - Induced	\$2,719.53	\$3,583.46	\$2,377.11	\$11,463.79	\$16,013.84	\$36,157.74
Totals	\$5,655.26	\$7,609.35	\$5,043.18	\$29,175.40	\$125,237.80	\$172,721.00

Direct Leakages

Institutional Commodity Sales	Margin	Imports to Region
N/A		N/A

Industries by Estimated Growth Percentage

	Display Code	Display Description	Industry Total Output	Impact Output	Estimated Growth Percentage
1	420	Scenic and sightsee...	\$28,334,052.19	\$635,456.73	2.24%
2	519	Dry-cleaning and laun...	\$4,346,419.88	\$895.38	.02%
3	516	Personal and househo...	\$25,696,479.15	\$2,896.18	.01%
4	475	Investigation and secu...	\$19,931,178.15	\$2,069.62	.01%
5	473	Business support serv...	\$11,450,697.90	\$1,068.35	.01%
6	451	General and consume...	\$30,744,261.85	\$2,730.57	.01%
7	472	Employment services	\$121,569,718.07	\$10,307.42	.01%
8	60	Maintenance and rep...	\$97,855,196.88	\$8,042.43	.01%
9	500	Promoters of performi...	\$2,838,859.78	\$229.43	.01%
10	534	Other local governme...	\$241,354,992.95	\$19,348.19	.01%
11	417	Truck transportation	\$155,223,964.05	\$12,432.23	.01%
12	514	Electronic and precisi...	\$8,487,911.18	\$652.41	.01%
13	476	Services to buildings	\$60,714,693.33	\$4,191.71	.01%
14	445	Insurance agencies, b...	\$93,000,645.72	\$6,203.70	.01%
15	421	Couriers and messen...	\$53,070,561.61	\$3,517.79	.01%
16	526	Postal service	\$22,312,727.47	\$1,476.41	.01%
17	458	Specialized design ser...	\$2,259,777.24	\$129.72	.01%
18	453	Commercial and indus...	\$20,965,830.65	\$1,108.49	.01%
19	494	Child day care services	\$15,018,021.95	\$764.25	.01%
20	477	Landscape and hort...	\$24,990,168.85	\$1,261.24	.01%
21	512	Automotive repair and...	\$127,163,654.86	\$6,233.04	.00%
22	463	Environmental and ot...	\$11,148,165.94	\$539.46	.00%

Top 15 Industries by Estimated Growth Percentage

